

High-Volume TSP Sampler
5-Point Calibration Record

Location : AM1(ICC)
Calibrated by : K.T.Ho
Date : 16/02/2017

Sampler

Model : TE-5170
Serial Number : S/N 0767

Calibration Office and Standard Calibration Relationship

Serial Number : 2454
Service Date : 14 Mar 2016
Slope (m) : 2.09532
Intercept (b) : -0.03812
Correlation Coefficient(r) : 0.99994

Standard Condition

Pstd (hpa) : 1013
Tstd (K) : 298.18

Calibration Condition

Pa (hpa) : 1021
Ta(K) : 290

Resistance Plate		dH [green liquid] (inch water)	Z	X=Qstd (cubic meter/min)	IC (chart)	Y (corrected)
1	18 holes	10.2	3.250	1.577	59	60.04
2	13 holes	8.4	2.950	1.434	52	52.92
3	10 holes	6.2	2.534	1.237	44	44.78
4	7 holes	4.4	2.135	1.047	36	36.64
5	5 holes	2.6	1.641	0.812	26	26.46

Notes: $Z = \sqrt{dH(Pa/Pstd)(Tstd/Ta)}$, $X = Z/m - b$, $Y(\text{Corrected Flow}) = IC * \{\sqrt{Pa/Pstd}(Tstd/Ta)\}$

Sampler Calibration Relationship

Slope(m): 43.452 Intercept(b): -8.903

Correlation Coefficient(r): 0.9997

Checked by: _____

Magnum Fan

Date: 18/02/2017

High-Volume TSP Sampler
5-Point Calibration Record

Location : AM2A (Harbourside)
Calibrated by : K.T.Ho
Date : 16/02/2017

Sampler

Model : TE-5170
Serial Number : S/N 8919

Calibration Office and Standard Calibration Relationship

Serial Number : 2454
Service Date : 14 Mar 2016
Slope (m) : 2.10326
Intercept (b) : -0.06696
Correlation Coefficient(r) : 0.99989

Standard Condition

Pstd (hpa) : 1013
Tstd (K) : 298.18

Calibration Condition

Pa (hpa) : 1021
Ta(K) : 290

Resistance Plate	dH [green liquid] (inch water)	Z	X=Qstd (cubic meter/min)	IC (chart)	Y (corrected)
1 18 holes	12.2	3.555	1.722	60	61.06
2 13 holes	9.2	3.087	1.499	52	52.92
3 10 holes	7.2	2.731	1.330	44	44.78
4 7 holes	4.6	2.183	1.070	34	34.60
5 5 holes	2.6	1.641	0.812	24	24.42

Notes: $Z = \sqrt{dH(Pa/Pstd)(Tstd/Ta)}$, $X = Z/m - b$, $Y(\text{Corrected Flow}) = IC * \{\sqrt{Pa/Pstd}(Tstd/Ta)\}$

Sampler Calibration Relationship

Slope(m): 40.647 Intercept(b): -8.741 Correlation Coefficient(r): 0.9994

Checked by: 
Magnum Fan

Date: 18/02/2017

ORIFICE TRANSFER STANDARD CERTIFICATION WORKSHEET TE-5025A

Date - Mar 14, 2016 Rootsmeter S/N 0438320 Ta (K) - 295
Operator Tisch Orifice I.D. - 2454 Pa (mm) - 745.49

PLATE OR Run #	VOLUME START (m3)	VOLUME STOP (m3)	DIFF VOLUME (m3)	DIFF TIME (min)	METER DIFF Hg (mm)	ORFICE DIFF H2O (in.)
1	NA	NA	1.00	1.4020	3.2	2.00
2	NA	NA	1.00	1.0060	6.4	4.00
3	NA	NA	1.00	0.9010	7.9	5.00
4	NA	NA	1.00	0.8590	8.8	5.50
5	NA	NA	1.00	0.7090	12.8	8.00

DATA TABULATION

Vstd	(x axis) Qstd	(y axis)	Va	(x axis) Qa	(y axis)
0.9866	0.7037	1.4078	0.9957	0.7102	0.8896
0.9824	0.9765	1.9909	0.9914	0.9855	1.2581
0.9803	1.0880	2.2259	0.9893	1.0980	1.4066
0.9792	1.1399	2.3345	0.9882	1.1504	1.4753
0.9738	1.3735	2.8155	0.9828	1.3862	1.7792
Qstd slope (m) = 2.10326			Qa slope (m) = 1.31703		
intercept (b) = -0.06696			intercept (b) = -0.04232		
coefficient (r) = 0.99989			coefficient (r) = 0.99989		
y axis = $\text{SQRT}[\text{H}_2\text{O}(\text{Pa}/760)(298/\text{Ta})]$			y axis = $\text{SQRT}[\text{H}_2\text{O}(\text{Ta}/\text{Pa})]$		

CALCULATIONS

$$\text{Vstd} = \text{Diff. Vol}[(\text{Pa} - \text{Diff. Hg})/760](298/\text{Ta})$$

$$\text{Qstd} = \text{Vstd}/\text{Time}$$

$$\text{Va} = \text{Diff Vol}[(\text{Pa} - \text{Diff Hg})/\text{Pa}]$$

$$\text{Qa} = \text{Va}/\text{Time}$$

For subsequent flow rate calculations:

$$\text{Qstd} = 1/\text{m}\{[\text{SQRT}(\text{H}_2\text{O}(\text{Pa}/760)(298/\text{Ta}))] - b\}$$

$$\text{Qa} = 1/\text{m}\{[\text{SQRT}(\text{H}_2\text{O}(\text{Ta}/\text{Pa}))] - b\}$$

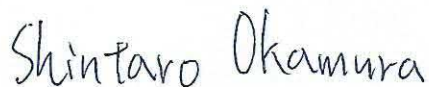
CALIBRATION CERTIFICATE

Date: December 21, 2016

Equipment Name	: Digital Dust Indicator, Model LD-3B
Code No.	: 080000-42
Quantity	: 1 unit
Serial No.	: 276020
Sensitivity	: 0.001 mg/m ³
Sensitivity Adjustment	: 787CPM
Scale Setting	: December 16, 2016

We hereby certify that the above mentioned instrument has been calibrated satisfactory.

Sincerely

SIBATA SCIENTIFIC TECHNOLOGY LTD.


Shintaro Okamura

Overseas Sales Division

TEST CERTIFICATE

Report No. 16-1879-1.

CUSTOMER : INNOTECH INSTRUMENTATION CO. LTD.



SIBATA SCIENTIFIC TECHNOLOGY LTD.

DATE 19/ December /2016

APPROVE BY	VERIFIED BY	ISSUED BY

PRODUCT NAME	:	Digital Dust Indicator
MODEL NUMBER	:	LD-3B
SERIAL NUMBER	:	276020
CALIBRATION DATE	:	16- December -2016

Testing Category	Judging Standard	Judgment			
Function Test	Switch, Display, Wiring will nomally function	OK			
Sensitivity Calibration	Count is $\pm 2\%$ accurate to the master by the standard calibration particle	Reading of Master	Reading of this Instrument	Correction	Inspection chart
		799 CPM	795 CPM	-0.5 %	
		2053 CPM	1979 CPM	-3.6 %	
Dust Concentration Measuring	Count is $\pm 10\%$ accurate to the master under the 3 different concentration.	978 CPM	957 CPM	-2.1 %	Reference Value(S) 787 CPM
		516 CPM	507 CPM	-1.7 %	
Reproducibility	The difference between maximum and minimum value of sensitivity adjustment scale setting must be 5.0 % or less of maximum value. (The results of measurement of sensitivity adjustment in 5 times are within this range.)	OK			
		Temperature		Humidity	
		23 °C		45 %	
	Synthetic Judgment	Good			



REPORT OF EQUIPMENT PERFORMANCE CHECK / CALIBRATION

REPORT NO. : HK1710039
 PROJECT NAME : PERFORMANCE CHECK / CALIBRATION OF DUST METER
 DATE OF ISSUE : 17/01/2017

CUSTOMER : Envirotech Services Company
 ADDRESS : Rm. 113, 1/F., MY LOFT, 9 HOI WING ROAD, TUEN MUN, N.T.

REPORT NO. : HK1710039
 PROJECT ITEM NO. : HK1710039-01
PERFORMANCE CHECK / CALIBRATED EQUIPMENT
 TYPE : Digital Dust Indicator
 MANUFACTURER : SIBATA
 MODEL NO. : LD-3B
 SERIAL NO. : 276020
 EQUIPMENT NO. : ---
 RECEIPT DATE : 11/01/2017
 PERFORMANCE CHECK / CALIBRATION DATE : 12/01/2017

PERFORMANCE CHECK / CALIBRATION Information

CODE	Calibration Parameter	Method Procedure	Reference Method
Dust PC/CAL	Performance Check / Calibration of Dust Meter	CAL003	General Technical Requirements of Environmental Monitoring, Environmental Monitoring & Audit Guidelines for Development Projects in HK

- Notes : 1. This report shall not be reproduced, except in full, without prior approval from Pilot Testing Limited.
 2. Performance Check / Calibration result relates to performance check / calibration item(s) as received.

Approved Signatory

Wong Po Yan Pauline
 (Testing Engineer)

Issue Date: 17/01/2017



REPORT OF PERFORMANCE CHECK / CALIBRATION

PROJECT NAME : PERFORMANCE CHECK / CALIBRATION OF DUST METER
 DATE OF ISSUE : 17/01/2017
 REPORT NO. : HK1710039

PERFORMANCE CHECK / CALIBRATED EQUIPMENT

TYPE : Digital Dust Indicator
 MANUFACTURER : SIBATA
 MODEL NO. : LD-3B
 SERIAL NO. : 276020
 EQUIPMENT NO. : ---
 SENSITIVITY ADJUSTMENT : ---
 PERFORMANCE CHECK / CALIBRATION DATE : 12/01/2017

STANDARD EQUIPMENT

TYPE : HIGH VOLUME AIR SAMPLER
 MANUFACTURER : TISCH
 MODEL NO. : TE-5170
 EQUIPMENT REF NO. : PTL_HV002
 LAST CALIBRATION DATE : 23/11/2016

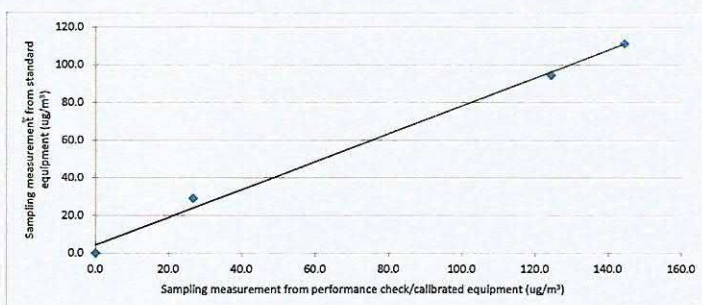
EQUIPMENT PERFORMANCE CHECK / CALIBRATION RESULTS:

Sensitivity Adjustment Scale Setting (Before Performance check / Calibration): 787 CPM
 Sensitivity Adjustment Scale Setting (After Performance check / Calibration): 787 CPM

Trial no. in 1-hr period	Time	Mean Temp (°C)	Mean Pressure (hPa)	Concentration in ug/m ³ (Standard equipment) (Y - Axis)	Total Count ² (Performance Check / Calibrated equipment)	Concentration in Count/Minute ³ (Performance Check / Calibrated equipment) (X - Axis)
Zero Check ¹	12/01/2017, 10:00:00 AM	19	1016	0	0	0
1	12/01/2017, 11:10:00 AM	19	1016	95	7462	124
2	12/01/2017, 2:30:00 PM	19	1016	111	8670	145
3	12/01/2017, 3:34:00 PM	19	1016	29	1600	27

Linear Regression of Y on X

Slope (K- factor) : 0.7
 Correlation Coefficient : 0.9972
 Validity of Performance Check / Calibration Record : 12/01/2018



- Notes : 1. Zero check conducted as per CAL003 SOP and manufacturer's manual as appropriate.
 2. Total Count was measured by Digital Dust Indicator.
 3. Count/minute was calculated by (Total Count/60)
 4. This report shall not be reproduced, except in full, without prior approval from Pilot Testing Limited.
 5. Performance Check / Calibration result relates to performance check / calibration item(s) as received.

Operator: MA Ching Him, Jackey Signature: [Signature] Date: 12/01/2017

Checked by: Wong Po Yan, Pauline Signature: [Signature] Date: 17/01/2017

CALIBRATION CERTIFICATE

Date: December 21, 2016

Equipment Name	: Digital Dust Indicator, Model LD-3B
Code No.	: 080000-42
Quantity	: 1 unit
Serial No.	: 2Z6240
Sensitivity	: 0.001 mg/m ³
Sensitivity Adjustment	: 565CPM
Scale Setting	: December 16, 2016

We hereby certify that the above mentioned instrument has been calibrated satisfactorily.

Sincerely

SIBATA SCIENTIFIC TECHNOLOGY LTD.

Shintaro Okamura

Shintaro Okamura

Overseas Sales Division

TEST CERTIFICATE

CUSTOMER : INNOTECH INSTRUMENTATION CO.LTD.

Report No. 16-1879-2



SIBATA SCIENTIFIC TECHNOLOGY LTD.

DATE 19/ December /2016

APPROVE BY 	VERIFIED BY 	ISSUED BY
----------------	-----------------	---------------

PRODUCT NAME	: Digital Dust Indicator
MODEL NUMBER	: LD-3B
SERIAL NUMBER	: 2Z6240
CALIBRATION DATE	: 16-- December --2016

Testing Category Function Test	Judging Standard	Judgment		
		Reading of Master	Reading of this Instrument	Correction
Sensitivity Calibration	Switch, Display, Wiring will nomally function Count is $\pm 2\%$ accurate to the master by the standard calibration particle	798 CPM	796 CPM	-0.3%
Dust Concentration Measuring	Count is $\pm 10\%$ accurate to the master under the 3 different concentration.	2053 CPM	1989 CPM	-3.1%
		978 CPM	966 CPM	-1.2%
		516 CPM	515 CPM	-0.2%
Reproducibility	The difference between maximum and minimum value of sensitivity adjustment scale setting must be 5.0 % or less of maximum value. (The results of measurement of sensitivity adjustment in 5 times are within this range.)	OK		
Synthetic Judgment		Good		
		Inspection chart		
		Reference Value(S)		
		565 CPM		
		Test atmosphere		
		Temperature	Humidity	
		23 °C	45 %	



REPORT OF EQUIPMENT PERFORMANCE CHECK / CALIBRATION

REPORT NO. : HK1710040
 PROJECT NAME : PERFORMANCE CHECK / CALIBRATION OF DUST METER
 DATE OF ISSUE : 17/01/2017

CUSTOMER : Envirotech Services Company
 ADDRESS : Rm. 113, 1/F., MY LOFT, 9 HOI WING ROAD, TUEN MUN, N.T.

REPORT NO. : HK1710040
 PROJECT ITEM NO. : HK1710040-01
 PERFORMANCE CHECK / CALIBRATED EQUIPMENT
 TYPE : Digital Dust Indicator
 MANUFACTURER : SIBATA
 MODEL NO. : LD-3B
 SERIAL NO. : 2Z6240
 EQUIPMENT NO. : ---
 RECEIPT DATE : 11/01/2017
 PERFORMANCE CHECK / CALIBRATION DATE : 12/01/2017

PERFORMANCE CHECK / CALIBRATION Information

CODE	Calibration Parameter	Method Procedure	Reference Method
Dust PC/CAL	Performance Check / Calibration of Dust Meter	CAL003	General Technical Requirements of Environmental Monitoring, Environmental Monitoring & Audit Guidelines for Development Projects in HK

- Notes : 1. This report shall not be reproduced, except in full, without prior approval from Pilot Testing Limited.
 2. Performance Check / Calibration result relates to performance check / calibration item(s) as received.

Approved Signatory

:

Issue Date:

17/01/2017

Wong Po Yan Pauline
 (Testing Engineer)



REPORT OF PERFORMANCE CHECK / CALIBRATION

PROJECT NAME : PERFORMANCE CHECK / CALIBRATION OF DUST METER
 DATE OF ISSUE : 17/01/2017
 REPORT NO. : HK1710040

PERFORMANCE CHECK / CALIBRATED EQUIPMENT

TYPE : Digital Dust Indicator
 MANUFACTURER : SIBATA
 MODEL NO. : LD-3B
 SERIAL NO. : 2Z6240
 EQUIPMENT NO. : ---
 SENSITIVITY ADJUSTMENT : ---
 PERFORMANCE CHECK / CALIBRATION DATE : 12/01/2017

STANDARD EQUIPMENT

TYPE : HIGH VOLUME AIR SAMPLER
 MANUFACTURER : TISCH
 MODEL NO. : TE-5170
 EQUIPMENT REF NO. : PTL_HV002
 LAST CALIBRATION DATE : 23/11/2016

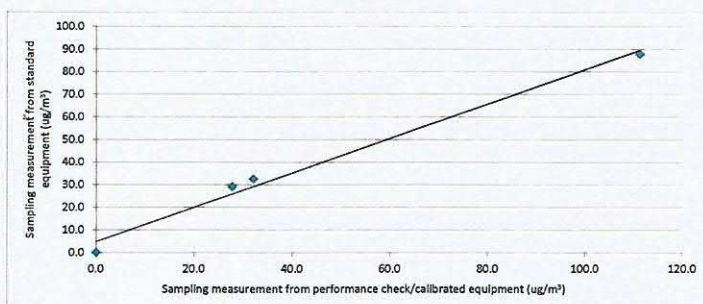
EQUIPMENT PERFORMANCE CHECK / CALIBRATION RESULTS:

Sensitivity Adjustment Scale Setting (Before Performance check / Calibration): 565 CPM
 Sensitivity Adjustment Scale Setting (After Performance check / Calibration): 565 CPM

Trial no. in 1-hr period	Time	Mean Temp (°C)	Mean Pressure (hPa)	Concentration in ug/m ³ (Standard equipment) (Y - Axis)	Total Count ² (Performance Check / Calibrated equipment)	Concentration in Count/Minute ³ (Performance Check / Calibrated equipment) (X - Axis)
Zero Check ¹	12/01/2017, 10:00:00 AM	19	1016	0	0	0
1	12/01/2017, 12:15:00 PM	19	1016	88	6680	111
2	12/01/2017, 1:25:00 PM	19	1016	33	1924	32
3	12/01/2017, 3:34:00 PM	19	1016	29	1664	28

Linear Regression of Y on X

Slope (K- factor) : 0.8
 Correlation Coefficient : 0.9940
 Validity of Performance Check / Calibration Record : 12/01/2018



- Notes : 1. Zero check conducted as per CAL003 SOP and manufacturer's manual as appropriate.
 2. Total Count was measured by Digital Dust Indicator.
 3. Count/minute was calculated by (Total Count/60)
 4. This report shall not be reproduced, except in full, without prior approval from Pilot Testing Limited.
 5. Performance Check / Calibration result relates to performance check / calibration item(s) as received.

Operator: MA Ching Him, Jackey Signature: Date: 12/01/2017

Checked by: Wong Po Yan, Pauline Signature: Date: 17/01/2017

Certificate of Calibration

校正證書

Certificate No. : C164166
證書編號

ITEM TESTED / 送檢項目 (Job No. / 序引編號 : IC16-1465) Date of Receipt / 收件日期 : 20 July 2016

Description / 儀器名稱 : Precision Integrating Sound Level Meter
Manufacturer / 製造商 : Rion
Model No. / 型號 : NL-18
Serial No. / 編號 : 00360030
Supplied By / 委託者 : Envirotech Services Co.
Room 113, 1/F, My Loft, 9 Hoi Wing Road, Tuen Mun,
New Territories, Hong Kong

TEST CONDITIONS / 測試條件

Temperature / 溫度 : $(23 \pm 2)^{\circ}\text{C}$
Line Voltage / 電壓 : ---

Relative Humidity / 相對濕度 : $(55 \pm 20)\%$

TEST SPECIFICATIONS / 測試規範

Calibration check


DATE OF TEST / 測試日期 : 29 July 2016

TEST RESULTS / 測試結果

The results apply to the particular unit-under-test only.
The results do not exceed manufacturer's specification.
The results are detailed in the subsequent page(s).

The test equipment used for calibration are traceable to National Standards via :

- The Government of The Hong Kong Special Administrative Region Standard & Calibration Laboratory
- Agilent Technologies / Keysight Technologies
- Rohde & Schwarz Laboratory, Germany
- Fluke Everett Service Center, USA

Tested By : 
測試
H T Wong
Technical Officer

Certified By : 
核證
K C Lee
Project Engineer

Date of Issue : 1 August 2016
簽發日期

The test equipment used for calibration are traceable to the Nation Standards as specified in this certificate. This certificate shall not be reproduced except in full, without the prior written approval of this laboratory.

本證書所載校正用之測試器材均可溯源至國際標準。局部複印本證書需先獲本實驗室書面批准。

Certificate of Calibration

校正證書

Certificate No. : C164166

證書編號

1. The unit-under-test (UUT) was allowed to stabilize in the laboratory for over 12 hours, and switched on to warm up for over 10 minutes before the commencement of the test.
2. Self-calibration was performed before the test.
3. The results presented are the mean of 3 measurements at each calibration point.
4. Test equipment :

Equipment ID	Description	Certificate No.
CL280	40 MHz Arbitrary Waveform Generator	C160077
CL281	Multifunction Acoustic Calibrator	PA160023

5. Test procedure : MA101N.

6. Results :

- 6.1 Sound Pressure Level

- 6.1.1 Reference Sound Pressure Level

UUT Setting				Applied Value		UUT	IEC 60651 Type 1
Range (dB)	Mode	Frequency Weighting	Time Weighting	Level (dB)	Freq. (kHz)	Reading (dB)	Spec. (dB)
50 - 110	LA	A	Fast	94.00	1	94.4	± 0.7

- 6.1.2 Linearity

UUT Setting				Applied Value		UUT
Range (dB)	Mode	Frequency Weighting	Time Weighting	Level (dB)	Freq. (kHz)	Reading (dB)
60 - 120	LA	A	Fast	94.00	1	94.4 (Ref.)
				104.00		104.4
				114.00		114.4

IEC 60651 Type 1 Spec. : ± 0.4 dB per 10 dB step and ± 0.7 dB for overall different.

- 6.2 Time Weighting

- 6.2.1 Continuous Signal

UUT Setting				Applied Value		UUT	IEC 60651 Type 1
Range (dB)	Mode	Frequency Weighting	Time Weighting	Level (dB)	Freq. (kHz)	Reading (dB)	Spec. (dB)
50 - 110	LA	A	Fast	94.00	1	94.4	Ref.
			Slow			94.4	± 0.1

The test equipment used for calibration are traceable to the Nation Standards as specified in this certificate. This certificate shall not be reproduced except in full, without the prior written approval of this laboratory.

本證書所載校正用之測試器材均可溯源至國際標準。局部複印本證書需先獲本實驗室書面批准。

Sun Creation Engineering Limited – Calibration & Testing Laboratory

c/o 4/F, Tsing Shan Wan Exchange Building, 1 Hing On Lane, Tuen Mun, New Territories, Hong Kong

輝創工程有限公司 – 校正及檢測實驗室

c/o 香港新界屯門興安里一號青山灣機樓四樓

Tel/電話: 2927 2606 Fax/傳真: 2744 8986

E-mail/電郵: callab@suncreation.com

Website/網址: www.suncreation.com

Certificate of Calibration

校正證書

Certificate No. : C164166

證書編號

6.2.2 Tone Burst Signal (2 kHz)

UUT Setting				Applied Value		UUT Reading (dB)	IEC 60651 Type 1 Spec. (dB)
Range (dB)	Mode	Frequency Weighting	Time Weighting	Level (dB)	Burst Duration		
50 -110	LA	A	Fast	106.00	Continuous	106.0	Ref.
	LAmx				200 ms	105.1	-1.0 ± 1.0
	LA	Slow	Continuous		106.0	Ref.	
	LAmx		500 ms		102.4	-4.1 ± 1.0	

6.3 Frequency Weighting

6.3.1 A-Weighting

UUT Setting				Applied Value		UUT	IEC 60651 Type 1
Range (dB)	Mode	Frequency Weighting	Time Weighting	Level (dB)	Freq.	Reading (dB)	Spec. (dB)
50 - 110	LA	A	Fast	94.00	31.5 Hz	54.7	-39.4 ± 1.5
					63 Hz	68.0	-26.2 ± 1.5
					125 Hz	78.0	-16.1 ± 1.0
					250 Hz	85.6	-8.6 ± 1.0
					500 Hz	91.1	-3.2 ± 1.0
					1 kHz	94.4	Ref.
					2 kHz	95.7	+1.2 ± 1.0
					4 kHz	95.5	+1.0 ± 1.0
					8 kHz	93.3	-1.1 (+1.5 ; -3.0)
					12.5 kHz	90.1	-4.3 (+3.0 ; -6.0)

6.3.2 C-Weighting

UUT Setting				Applied Value		UUT	IEC 60651 Type 1
Range (dB)	Mode	Frequency Weighting	Time Weighting	Level (dB)	Freq.	Reading (dB)	Spec. (dB)
50 - 110	LC	C	Fast	94.00	31.5 Hz	91.3	-3.0 ± 1.5
					63 Hz	93.5	-0.8 ± 1.5
					125 Hz	94.2	-0.2 ± 1.0
					250 Hz	94.4	0.0 ± 1.0
					500 Hz	94.5	0.0 ± 1.0
					1 kHz	94.4	Ref.
					2 kHz	94.3	-0.2 ± 1.0
					4 kHz	93.6	-0.8 ± 1.0
					8 kHz	91.4	-3.0 (+1.5 ; -3.0)
					12.5 kHz	88.1	-6.2 (+3.0 ; -6.0)

The test equipment used for calibration are traceable to the Nation Standards as specified in this certificate. This certificate shall not be reproduced except in full, without the prior written approval of this laboratory.

本證書所載校正用之測試器材均可溯源至國際標準。局部複印本證書需先獲本實驗室書面批准。

Certificate of Calibration

校正證書

Certificate No. : C164166

證書編號

6.4 Time Averaging

UUT Setting				Applied Value					UUT	IEC 60804
Range (dB)	Mode	Frequency Weighting	Integrating Time	Freq. (kHz)	Burst Duration (ms)	Burst Duty Factor	Burst Level (dB)	Equivalent Level (dB)	Reading (dB)	Type 1 Spec. (dB)
50 - 110	LAeq	A	10 sec.	4	1	1/10	110	100	100.1	± 0.5
			1/10 ²			90		89.9	± 0.5	
			60 sec.			1/10 ³		80	79.6	± 1.0
			5 min.			1/10 ⁴		70	69.7	± 1.0

Remarks : - UUT Microphone Model No. : UC-53A & S/N : 307435

- Mfr's Spec. : IEC 60651 Type 1 & IEC 60804 Type 1

- Uncertainties of Applied Value : 94 dB : 31.5 Hz - 125 Hz : ± 0.35 dB
 250 Hz - 500 Hz : ± 0.30 dB
 1 kHz : ± 0.20 dB
 2 kHz - 4 kHz : ± 0.35 dB
 8 kHz : ± 0.45 dB
 12.5 kHz : ± 0.70 dB
 104 dB : 1 kHz : ± 0.10 dB (Ref. 94 dB)
 114 dB : 1 kHz : ± 0.10 dB (Ref. 94 dB)
 Burst equivalent level : ± 0.2 dB (Ref. 110 dB continuous sound level)

- The uncertainties are for a confidence probability of not less than 95 %.

Note :

The values given in this Certificate only relate to the values measured at the time of the test and any uncertainties quoted will not include allowance for the equipment long term drift, variations with environment changes, vibration and shock during transportation, overloading, mis-handling, or the capability of any other laboratory to repeat the measurement. Sun Creation Engineering Limited shall not be liable for any loss or damage resulting from the use of the equipment.

The test equipment used for calibration are traceable to the Nation Standards as specified in this certificate. This certificate shall not be reproduced except in full, without the prior written approval of this laboratory.

本證書所載校正用之測試器材均可溯源至國際標準。局部複印本證書需先獲本實驗室書面批准。

Sun Creation Engineering Limited – Calibration & Testing Laboratory

c/o 4/F, Tsing Shan Wan Exchange Building, 1 Hing On Lane, Tuen Mun, New Territories, Hong Kong

輝創工程有限公司 – 校正及檢測實驗室

c/o 香港新界屯門興安里一號青山灣機樓四樓

Tel/電話: 2927 2606 Fax/傳真: 2744 8986 E-mail/電郵: callab@suncreation.com Website/網址: www.suncreation.com



輝創工程有限公司

Sun Creation Engineering Limited

Calibration and Testing Laboratory

Certificate of Calibration

校正證書

Certificate No. : C163248

證書編號

ITEM TESTED / 送檢項目 (Job No. / 序引編號 : IC16-1307)

Date of Receipt / 收件日期 : 10 June 2016

Description / 儀器名稱 : Sound Level Calibrator

Manufacturer / 製造商 : Rion

Model No. / 型號 : NC-73

Serial No. / 編號 : 10997142

Supplied By / 委託者 : Envirotech Services Co.

Room 113, 1/F, My Loft, 9 Hoi Wing Road, Tuen Mun,
New Territories, Hong Kong

TEST CONDITIONS / 測試條件

Temperature / 溫度 : $(23 \pm 2)^{\circ}\text{C}$

Relative Humidity / 相對濕度 : $(55 \pm 20)\%$

Line Voltage / 電壓 : ---

TEST SPECIFICATIONS / 測試規範

Calibration check

DATE OF TEST / 測試日期 : 15 June 2016

TEST RESULTS / 測試結果

The results apply to the particular unit-under-test only.


The results do not exceed manufacturer's specification.

The results are detailed in the subsequent page(s).


The test equipment used for calibration are traceable to National Standards via :

- The Government of The Hong Kong Special Administrative Region Standard & Calibration Laboratory
- Agilent Technologies / Keysight Technologies
- Rohde & Schwarz Laboratory, Germany
- Fluke Everett Service Center, USA

Tested By
測試


H T Wong
Technical Officer

Certified By
核證


K C Lee
Project Engineer

Date of Issue
簽發日期

17 June 2016

The test equipment used for calibration are traceable to the Nation Standards as specified in this certificate. This certificate shall not be reproduced except in full, without the prior written approval of this laboratory.

本證書所載校正用之測試器材均可溯源至國際標準。局部複印本證書需先獲本實驗室書面批准。

Sun Creation Engineering Limited - Calibration & Testing Laboratory

c/o 4/F, Tsing Shan Wan Exchange Building, 1 Hing On Lane, Tuen Mun, New Territories, Hong Kong

輝創工程有限公司 - 校正及檢測實驗室

c/o 香港新界屯門興安里一號青山灣機樓四樓

Tel/電話: 2927 2606 Fax/傳真: 2744 8986

E-mail/電郵: callab@suncreation.com

Website/網址: www.suncreation.com

Page 1 of 2

Certificate of Calibration

校正證書

Certificate No. : C163248

證書編號

- The unit-under-test (UUT) was allowed to stabilize in the laboratory for over 12 hours before the commencement of the test.
- The results presented are the mean of 3 measurements at each calibration point.
- Test equipment :

Equipment ID	Description	Certificate No.
CL130	Universal Counter	C153519
CL281	Multifunction Acoustic Calibrator	PA160023
TST150A	Measuring Amplifier	C161175

- Test procedure : MA100N.

- Results :

5.1 Sound Level Accuracy

UUT Nominal Value	Measured Value (dB)	Mfr's Spec. (dB)	Uncertainty of Measured Value (dB)
94 dB, 1 kHz	93.7	± 0.5	± 0.2

5.2 Frequency Accuracy

UUT Nominal Value (kHz)	Measured Value (kHz)	Mfr's Spec.	Uncertainty of Measured Value (Hz)
1	0.985	1 kHz $\pm 2\%$	± 1

Remark : The uncertainties are for a confidence probability of not less than 95 %.

Note :

The values given in this Certificate only relate to the values measured at the time of the test and any uncertainties quoted will not include allowance for the equipment long term drift, variations with environment changes, vibration and shock during transportation, overloading, mis-handling, or the capability of any other laboratory to repeat the measurement. Sun Creation Engineering Limited shall not be liable for any loss or damage resulting from the use of the equipment.

The test equipment used for calibration are traceable to the Nation Standards as specified in this certificate. This certificate shall not be reproduced except in full, without the prior written approval of this laboratory.

本證書所載校正用之測試器材均可溯源至國際標準。局部複印本證書需先獲本實驗室書面批准。

Sun Creation Engineering Limited – Calibration & Testing Laboratory

c/o 4/F, Tsing Shan Wan Exchange Building, 1 Hing On Lane, Tuen Mun, New Territories, Hong Kong

輝創工程有限公司 – 校正及檢測實驗室

c/o 香港新界屯門興安里一號青山灣機樓四樓

Tel/電話: 2927 2606

Fax/傳真: 2744 8986

E-mail/電郵: callab@suncreation.com

Website/網址: www.suncreation.com